


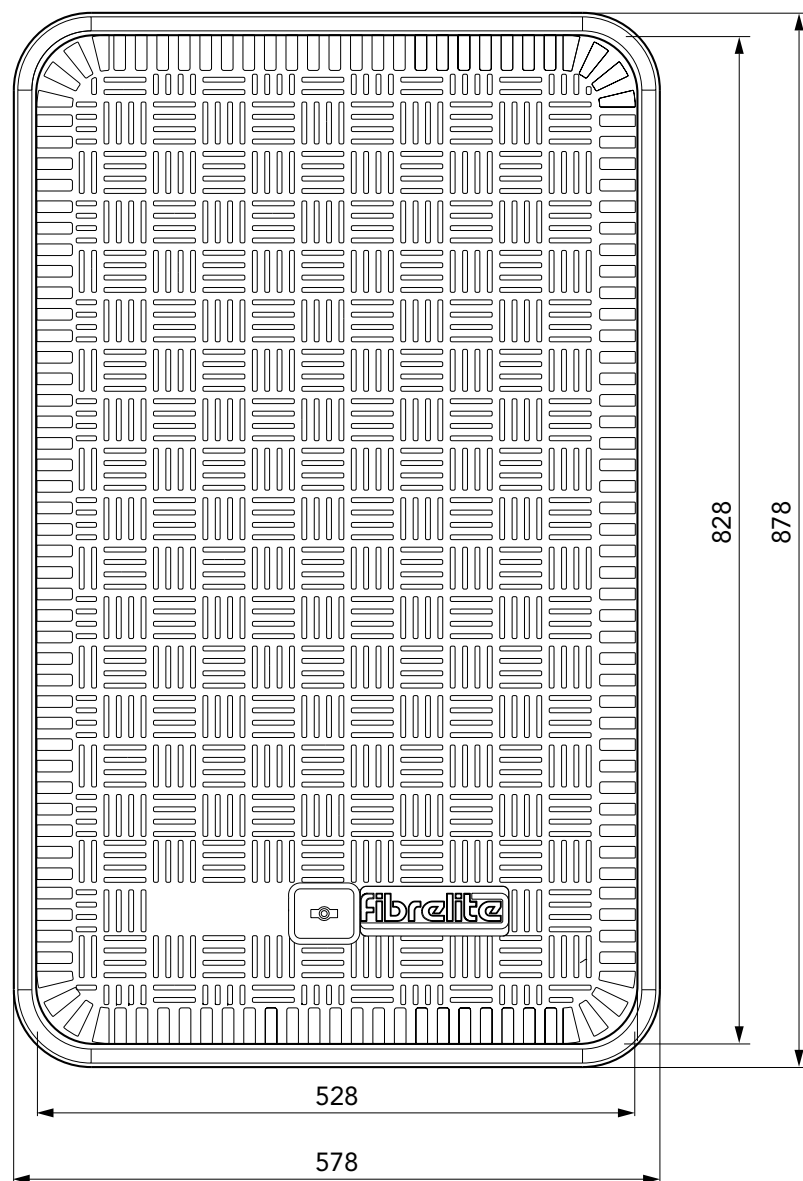
Category: **ACCESS COVER & FRAME - SEALED**

Product Description: 750 x 450 flat sealed composite cover with an aluminium frame.

Page No: **1**

Product Code: **FL74**

Date: **August 2013**



Category: **ACCESS COVER & FRAME - SEALED**

Product 750 x 450 flat sealed composite cover with an aluminium frame.
Description:

Page No: **2**

Product Code: **FL74**

Date: **August 2013**

CONCRETE

VERY IMPORTANT

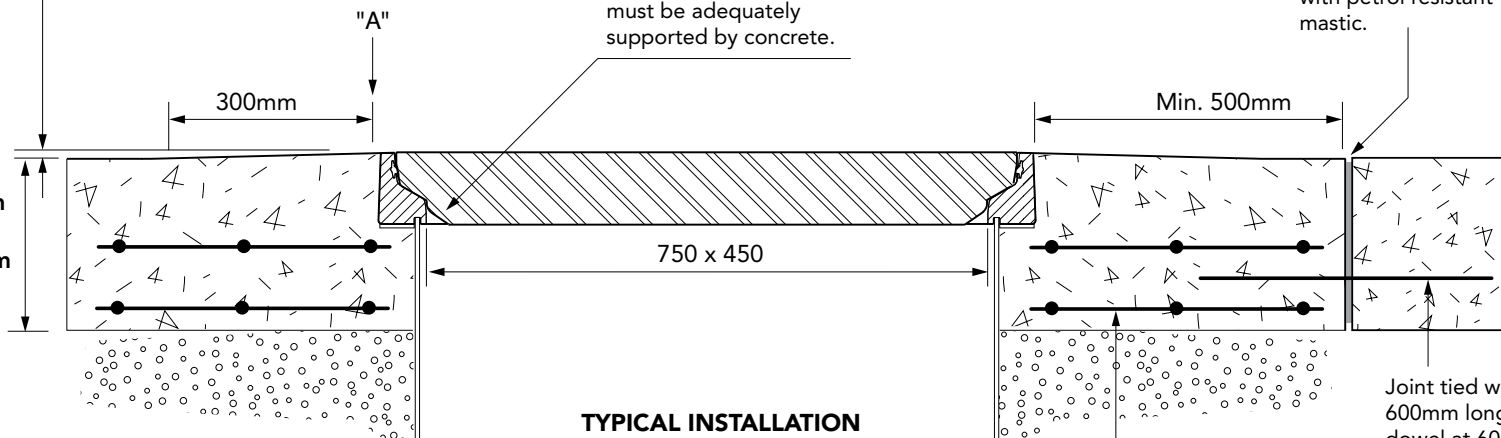
OUTER EDGE "A" OF FRAME SET 5MM ABOVE GENERAL FORECOURT AREA WITH CONCRETE RAMPED AWAY OVER 300MM

VERY IMPORTANT

The underside of the frame must be adequately supported by concrete.

Expansion joint filled with petrol resistant mastic.

Minimum 200mm
Maximum 350mm

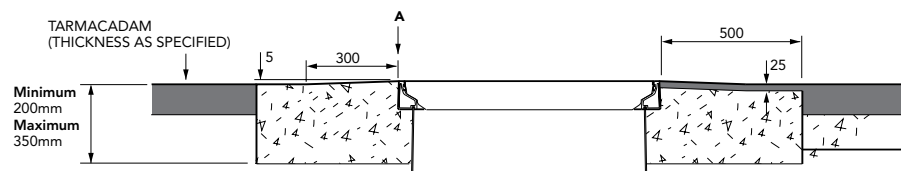


TYPICAL INSTALLATION

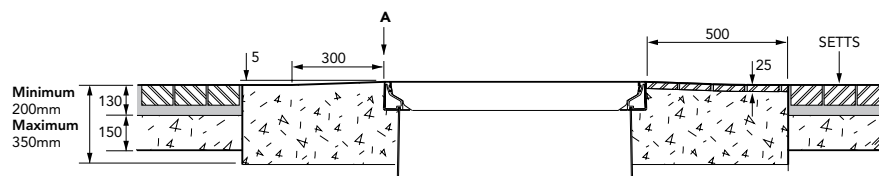
Concrete reinforced with 2 layers of reinforcement mesh.





Joint tied with 600mm long x 12mm dowel at 600mm c/c. Half bonded

TARMACADAM



SETTS



-  TARMACADAM
-  PEA GRAVEL
-  CONCRETE
-  SAND

Category: **ACCESS COVER & FRAME - SEALED**

Product 750 x 450 flat sealed composite cover with an aluminium frame.
 Description:

Page No: **3**

Product Code: **FL74**

Date: **August 2013**

