



FIBRELITE





Category: **ACCESS COVER & FRAME - SEALED**

Product Description: 1000mm x 2000mm flat sealed composite cover with an aluminium frame. B125 load rating.

Page No: **1**

Product Code: **FL200**

Date: **May 2013**



Load Rating	Cover Weight	Frame Weight
B125	75kg*	--

*This weight is approximate.



Category: **ACCESS COVER & FRAME - SEALED**

Product Description: 1000mm x 2000mm flat sealed composite cover with an aluminium frame. B125 load rating.

Page No: **2**

Product Code: **FL200**

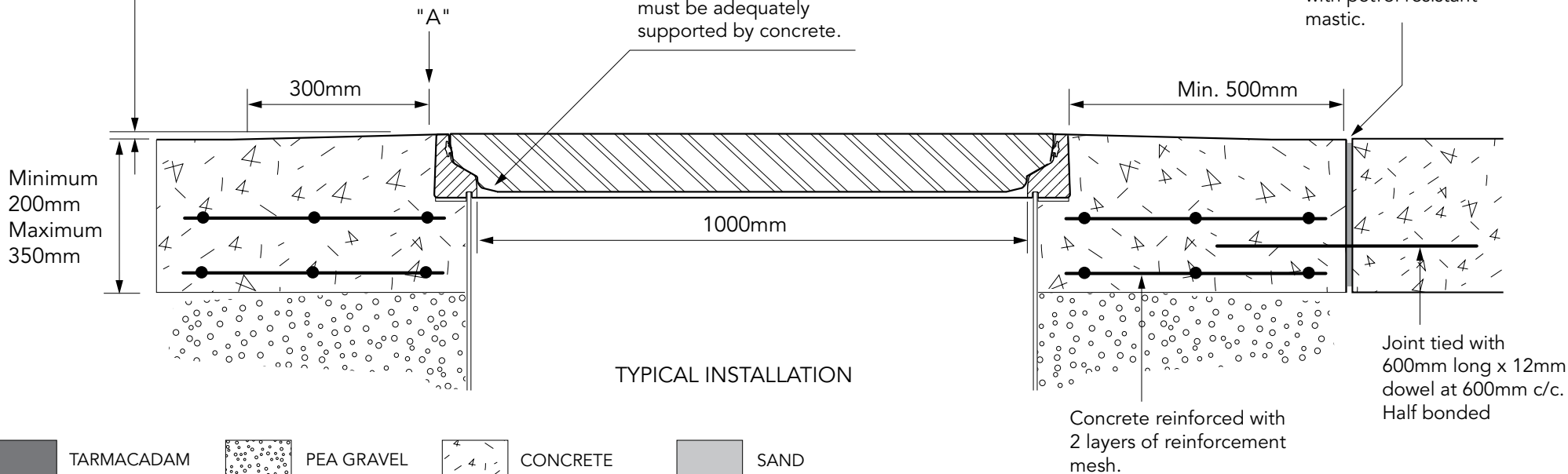
Date: **May 2013**

CONCRETE

VERY IMPORTANT
 OUTER EDGE "A" OF FRAME SET 5MM
 ABOVE GENERAL FORECOURT AREA WITH
 CONCRETE RAMPED AWAY OVER 300MM

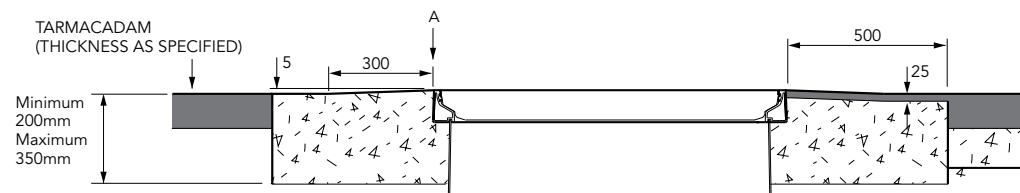
VERY IMPORTANT
 The underside of the frame
 must be adequately
 supported by concrete.

Expansion joint filled
 with petrol resistant
 mastic.

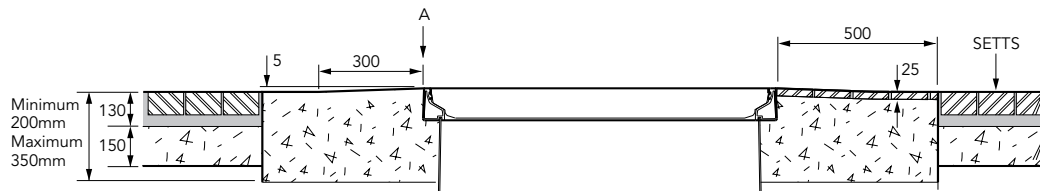


TYPICAL INSTALLATION

TARMACADAM



SETTS



Category: **ACCESS COVER & FRAME - SEALED**

Product Description: 1000mm x 2000mm flat sealed composite cover with an aluminium frame. B125 load rating.

Page No: **3**

Product Code: **FL200**

Date: **May 2013**

