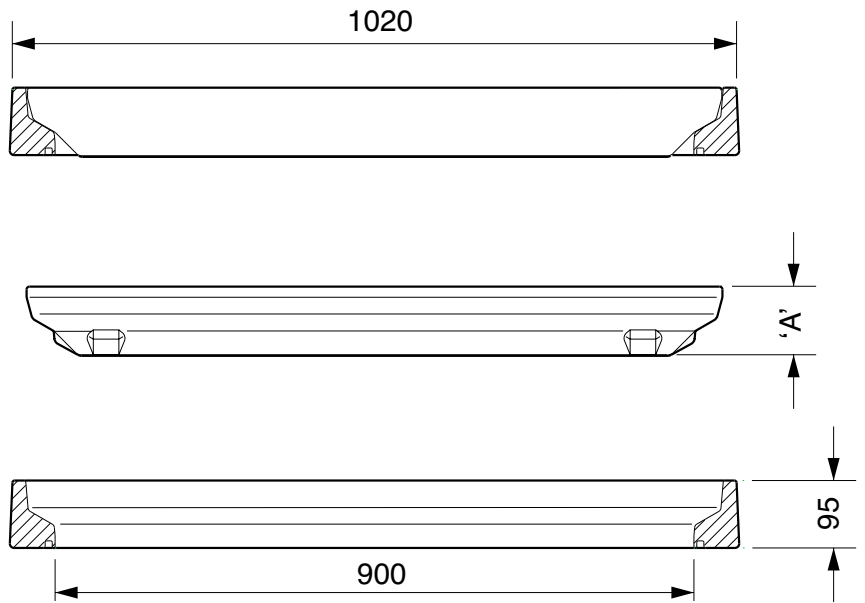
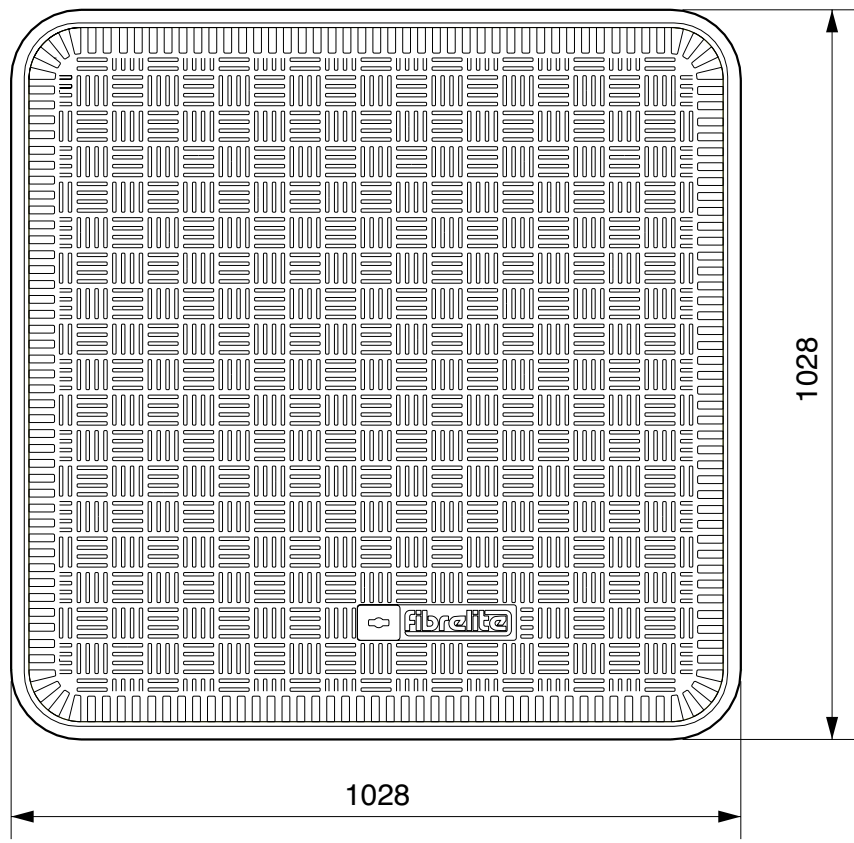


Category: ACCESS COVER & FRAME - SEALED		
Product Description: 900mm square flat sealed composite cover with an aluminum frame.		
Page No: 1	Product Code: FL900	Date: May 2013



Load Rating	Cover Weight	Frame Weight	Cover Height ('A')
B125	28 kg	16 kg	63 mm
C250	45 kg	16 kg	96 mm
D400	65 kg	16 kg	96 mm



Category: **ACCESS COVER & FRAME - SEALED**

Product Description: 900mm square flat sealed composite cover with an aluminum frame.

Page No: 2	Product Code: FL900	Date: May 2013
-------------------	----------------------------	-----------------------

CONCRETE

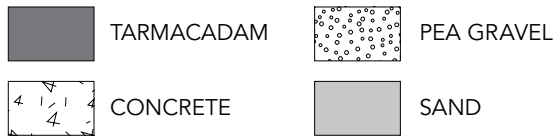

VERY IMPORTANT

OUTER EDGE "A" OF FRAME SET 5MM ABOVE GENERAL FORECOURT AREA WITH CONCRETE RAMPED AWAY OVER 300MM

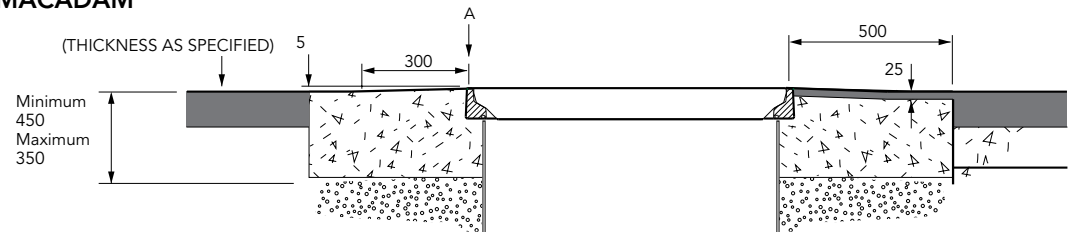
VERY IMPORTANT

The underside of the frame must be adequately supported by concrete.

Expansion joint filled with petrol resistant mastic.



TARMACADAM



Category: **ACCESS COVER & FRAME - SEALED**

Product 900mm square flat sealed composite cover with an aluminum frame.
 Description:

Page No: **3**

Product Code: **FL900**

Date: **May 2013**